



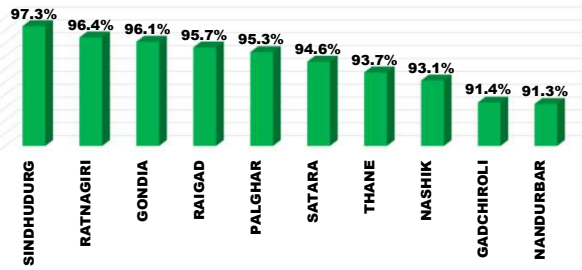
# ग्रामीण गृहनिर्माण

दैनिक प्रगती अहवाल : ०४.१२.२०२३

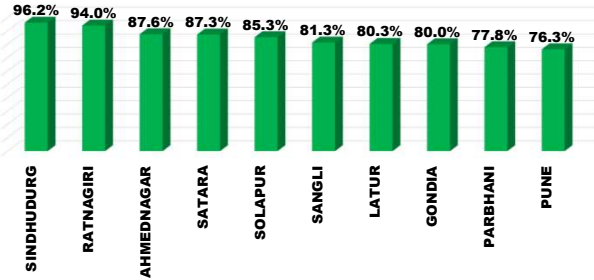
प्रधानमंत्री आवास योजना ग्रामीण – मंजूरी, पूर्ण घरकुले, हप्ते वितरण, भूमिहीन, आर्थिकदृष्ट्या अपूर्ण  
राज्य पुरस्कृत ग्रामीण आवास योजना – मंजूरी, पूर्ण घरकुले, हप्ते वितरण, आर्थिकदृष्ट्या अपूर्ण

योजना	एकूण मंजूरी	दैनिक मंजूरी	एकूण पूर्ण	दैनिक पूर्ण घरकुले	दैनिक पहिला हप्ता वितरीत	दैनिक दुसरा हप्ता वितरीत	दैनिक तिसरा हप्ता वितरीत
प्रधानमंत्री आवास योजना ग्रामीण	१३८१३१७	०	११९९०७६	९	२२०	७४८	१०५८
राज्य योजना	६४५६५२	०	४५९४४०	१५	१२४	८२	७४
एकूण	२०२६९६९	०	१६५८५१६	२४	३४४	८३०	११३२

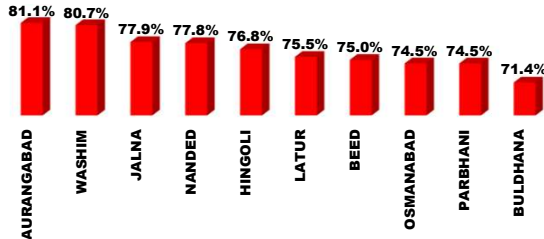
PMAY-G Completion TOP 10 Dist.



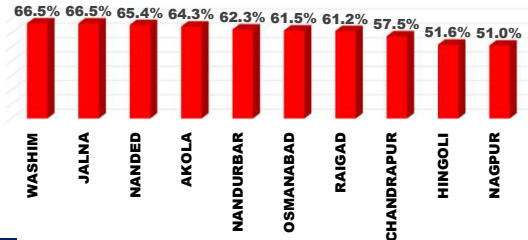
State Schemes Completion TOP 10 Dist.



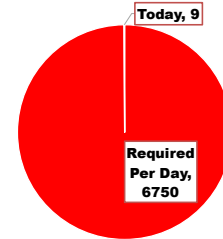
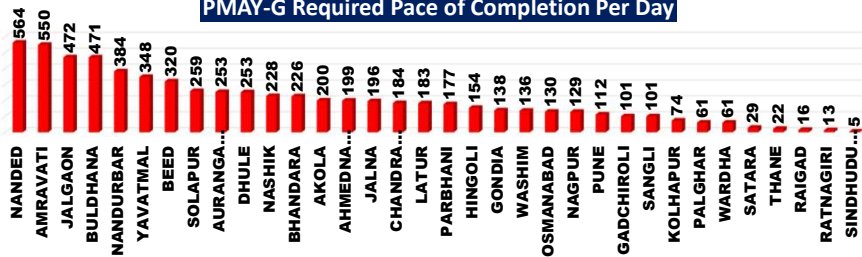
PMAY-G Completion Bottom 10 Dist.



State Schemes Completion Bottom 10 Dist.



PMAY-G Required Pace of Completion Per Day



राज्य व्यवस्थापन कक्ष- ग्रामीण गृहनिर्माण


४ था मजला, दक्षिण कक्ष, सिडको भवन, सीबीडी बेलगाव, नवी मुंबई - ४०० ६१४.

प्रधानमंत्री आवास योजना - ग्रामीण : भूमिहीन लाभार्थी अहवाल

Sr. No.	District	Google Sheet Report			AwaasSoft Report			
		Total Landless	Provided land	Remaining	Landless beneficiaries tagged in AwaasSoft	Landless beneficiaries provided land	Remaining Landless	Remaining Tag (provided land)
1	DHULE	18	18	0	21	21	0	-3
2	GADCHIROLI	9	9	0	9	9	0	0
3	GONDIA	2450	2450	0	2452	2324	128	126
4	KOLHAPUR	257	257	0	244	228	16	29
5	NANDURBAR	0	0	0	0	0	0	0
6	PALGHAR	11	11	0	11	11	0	0
7	RAIGAD	6	6	0	6	6	0	0
8	RATNAGIRI	23	23	0	23	23	0	0
9	SINDHUDURG	420	420	0	415	415	0	5
10	THANE	90	81	9	116	60	56	21
11	SATARA	787	770	17	789	708	81	62
12	NANDED	354	322	32	361	263	98	59
13	BEED	212	125	87	354	66	288	59
14	SANGLI	308	216	92	275	133	142	83
15	WARDHA	2070	1918	152	2198	1911	287	7
16	NASHIK	1680	1513	167	1708	1458	250	55
17	PARBHANI	307	63	244	280	77	203	-14
18	PUNE	2056	1681	375	2046	866	1180	815
19	BHANDARA	4814	4419	395	4813	4501	312	-82
20	JALGAON	21627	21225	402	22199	20600	1599	625
21	AKOLA	5898	5475	423	5843	5386	457	89
22	CHANDRAPUR	2375	1946	429	2335	1746	589	200
23	NAGPUR	4357	3877	480	4332	3573	759	304
24	WASHIM	2448	1845	603	2606	1478	1128	367
25	YAVATMAL	2788	2066	722	2875	2032	843	34
26	HINGOLI	1713	796	917	1692	466	1226	330
27	JALNA	1359	406	953	1373	85	1288	321
28	LATUR	2178	1194	984	2145	808	1337	386
29	OSMANABAD	2085	1074	1011	2064	102	1962	972
30	SOLAPUR	5628	4165	1463	5055	3874	1181	291
31	AURANGABAD	3266	1700	1566	3155	1805	1350	-105
32	AHMEDNAGAR	7521	5261	2260	7650	5130	2520	131
33	BULDHANA	15147	9691	5456	15552	9704	5848	-13
34	AMRAVATI	19903	13876	6027	19864	13622	6242	254
	<b>Total</b>	<b>114165</b>	<b>88899</b>	<b>25266</b>	<b>114861</b>	<b>83491</b>	<b>31370</b>	<b>5625</b>

## प्रधानमंत्री आवास योजना ग्रामीण - पूर्ण घरकूले

Sr. No.	Division	Sanction	01.12.2023	04.12.2023	Daily Achivement	Remaining	Completed & verified	Remaining verified
1	NASHIK DIV.	409892	368434	368438	4	41454	350306	18132
2	AMRAVATI DIV.	265372	219327	219331	4	46041	212526	6805
3	PUNE DIV.	116134	100591	100592	1	15542	97343	3249
4	KONKAN DIV.	69342	66179	66179	0	3163	64686	1493
5	AURANGABAD DIV.	233809	180426	180426	0	53383	173451	6975
6	NAGPUR DIV.	286768	264110	264110	0	22658	257001	7109
<b>Total</b>		<b>1381317</b>	<b>1199067</b>	<b>1199076</b>	<b>9</b>	<b>182241</b>	<b>1155313</b>	<b>43763</b>



प्रधानमंत्री आवास योजना ग्रामीण - पूर्ण घरकूले

Sr. No.	District	Sanction	01.12.2023	04.12.2023	Daily Achivement	Remaining	Completed & verified	Remaining verified
1	BULDHANA	44410	31688	31692	4	12718	30405	1287
2	AHMEDNAGAR	60251	54866	54868	2	5383	54133	735
3	NASHIK	89278	83111	83113	2	6165	80128	2985
4	SOLAPUR	45041	38036	38037	1	7004	36937	1100
5	AKOLA	46753	41352	41352	0	5401	40655	697
6	AMRAVATI	91975	77119	77119	0	14856	75410	1709
7	AURANGABAD	36139	29297	29297	0	6842	27903	1394
8	BEED	34651	26005	26005	0	8646	24682	1323
9	BHANDARA	63546	57435	57435	0	6111	55205	2230
10	CHANDRAPUR	42157	37188	37188	0	4969	36358	830
11	DHULE	64625	57807	57807	0	6818	54499	3308
12	GADCHIROLI	31605	28879	28879	0	2726	26802	2077
13	GONDIA	95715	91988	91988	0	3727	91440	548
14	HINGOLI	17896	13741	13741	0	4155	13369	372
15	JALGAON	77240	64507	64507	0	12733	62820	1687
16	JALNA	23958	18675	18675	0	5283	17912	763
17	KOLHAPUR	16956	14946	14946	0	2010	14705	241
18	LATUR	20197	15257	15257	0	4940	14930	327
19	NAGPUR	36093	32610	32610	0	3483	31619	991
20	NANDED	68511	53281	53281	0	15230	51798	1483
21	NANDURBAR	118498	108143	108143	0	10355	98726	9417
22	OSMANABAD	13738	10231	10231	0	3507	9299	932
23	PALGHAR	35172	33517	33517	0	1655	32704	813
24	PARBHANI	18719	13939	13939	0	4780	13558	381
25	PUNE	19136	16114	16114	0	3022	15134	980
26	RAIGAD	9777	9353	9353	0	424	9167	186
27	RATNAGIRI	9758	9411	9411	0	347	9250	161
28	SANGLI	20650	17926	17926	0	2724	17343	583
29	SATARA	14351	13569	13569	0	782	13224	345
30	SINDHUDURG	5066	4930	4930	0	136	4882	48
31	THANE	9569	8968	8968	0	601	8683	285
32	WARDHA	17652	16010	16010	0	1642	15577	433
33	WASHIM	19013	15346	15346	0	3667	14903	443
34	YAVATMAL	63221	53822	53822	0	9399	51153	2669
Total		1381317	1199067	1199076	9	182241	1155313	43763

राज्यपुरस्कृत आवास योजना ग्रामीण - मंजूरी

Sr. No.	Division	Target	01.12.2023	04.12.2023	Daily Achivement	Sanction %	Remaining	Sanction State Rank
1	KONKAN DIV.	44680	36038	36038	0	80.7%	8642	1
2	PUNE DIV.	79408	68047	68047	0	85.7%	11361	2
3	NASHIK DIV.	207181	127051	127051	0	61.3%	80130	5
4	AURANGABAD DIV.	273260	184261	184261	0	67.4%	88999	6
5	AMRAVATI DIV.	157836	111333	111333	0	70.5%	46503	4
6	NAGPUR DIV.	164085	118922	118922	0	72.5%	45163	3
	<b>Total</b>	<b>926450</b>	<b>645652</b>	<b>645652</b>	<b>0</b>	<b>69.7%</b>	<b>280798</b>	

Sr. No.	District	Target	01.12.2023	04.12.2023	Daily Achivement	Sanction %	Remaining	Sanction State Rank
1	AHMEDNAGAR	39938	34920	34920	0	87.4%	5018	15
2	AKOLA	34781	23512	23512	0	67.6%	11269	26
3	AMRAVATI	36242	22933	22933	0	63.3%	13309	28
4	AURANGABAD	36954	25711	25711	0	69.6%	11243	25
5	BEEED	33057	26188	26188	0	79.2%	6869	18
6	BHANDARA	22211	17640	17640	0	79.4%	4571	14
7	BULDHANA	28967	20996	20996	0	72.5%	7971	20
8	CHANDRAPUR	54555	37548	37548	0	68.8%	17007	31
9	DHULE	31476	20316	20316	0	64.5%	11160	24
10	GADCHIROLI	20609	16330	16330	0	79.2%	4279	11
11	GONDIA	18712	14230	14230	0	76.0%	4482	13
12	HINGOLI	38798	23877	23877	0	61.5%	14921	30
13	JALGAON	34417	27073	27073	0	78.7%	7344	19
14	JALNA	41057	21287	21287	0	51.8%	19770	32
15	KOLHAPUR	16830	14982	14982	0	89.0%	1848	7
16	LATUR	35747	26878	26878	0	75.2%	8869	21
17	NAGPUR	33291	19475	19475	0	58.5%	13816	29
18	NANDED	34410	22405	22405	0	65.1%	12005	27
19	NANDURBAR	51420	18473	18473	0	35.9%	32947	34
20	NASHIK	49930	26269	26269	0	52.6%	23661	33
21	OSMANABAD	24177	18931	18931	0	78.3%	5246	17
22	PALGHAR	16073	11748	11748	0	73.1%	4325	12
23	PARBHANI	29060	18984	18984	0	65.3%	10076	22
24	PUNE	17336	13960	13960	0	80.5%	3376	10
25	RAIGAD	10569	9224	9224	0	87.3%	1345	6
26	RATNAGIRI	7197	6727	6727	0	93.5%	470	3
27	SANGLI	10132	9082	9082	0	89.6%	1050	5
28	SATARA	11532	11532	11532	0	100.0%	0	1
29	SINDHUDURG	2267	2110	2110	0	93.1%	157	2
30	SOLAPUR	23578	18491	18491	0	78.4%	5087	16
31	THANE	8574	6229	6229	0	72.6%	2345	8
32	WARDHA	14707	13699	13699	0	93.1%	1008	4
33	WASHIM	15866	12889	12889	0	81.2%	2977	9
34	YAVATMAL	41980	31003	31003	0	73.9%	10977	23
	<b>Total</b>	<b>926450</b>	<b>645652</b>	<b>645652</b>	<b>0</b>	<b>69.7%</b>	<b>280798</b>	

राज्यपुरस्कृत आवास योजना ग्रामीण - प्रलंबीत मंजूरी

Sr. No.	Division	रमाई आवास योजना	शबरी आवास योजना	आदीम आवास योजना	पारधी आवास योजना	य.च.मु.व योजना	पुण्यश्लोक अहिल्यादेवी होळकर धरकूल योजना	एकूण
1	KONKAN DIV.	1433	7159	25	3	22	0	8642
2	PUNE DIV.	8433	2789	4	55	20	60	11361
3	NAGPUR DIV.	24331	19509	82	2	1223	16	45163
4	AMRAVATI DIV.	27479	18235	117	9	654	9	46503
5	NASHIK DIV.	20890	59109	61	18	23	29	80130
6	AURANGABAD DIV.	59945	25707	238	26	2207	876	88999
	<b>Total</b>	<b>142511</b>	<b>132508</b>	<b>527</b>	<b>113</b>	<b>4149</b>	<b>990</b>	<b>280798</b>

Sr. No.	District	रमाई आवास योजना	शबरी आवास योजना	आदीम आवास योजना	पारधी आवास योजना	य.च.मु.व योजना	पुण्यश्लोक अहिल्यादेवी होळकर धरकूल योजना	एकूण
1	SATARA	0	0	0	0	0	0	0
2	SINDHUDURG	127	14	16	0	0	0	157
3	RATNAGIRI	363	84	0	1	22	0	470
4	WARDHA	352	654	2	0	0	0	1008
5	SANGLI	1008	30	0	12	0	0	1050
6	RAIGAD	523	820	0	2	0	0	1345
7	KOLHAPUR	1753	35	0	0	0	60	1848
8	THANE	321	2018	6	0	0	0	2345
9	WASHIM	2030	945	0	0	0	2	2977
10	PUNE	854	2484	4	14	20	0	3376
11	GADCHIROLI	1075	3178	26	0	0	0	4279
12	PALGHAR	99	4223	3	0	0	0	4325
13	GONDIA	2897	1570	0	0	0	15	4482
14	BHANDARA	3064	1444	0	0	62	1	4571
15	AHMEDNAGAR	2630	2388	0	0	0	0	5018
16	SOLAPUR	4818	240	0	29	0	0	5087
17	OSMANABAD	3554	180	0	0	1512	0	5246
18	BEED	5565	1298	0	6	0	0	6869
19	JALGAON	3041	4272	0	2	0	29	7344
20	BULDHANA	5765	2199	0	0	0	7	7971
21	LATUR	7086	932	0	4	14	833	8869
22	PARBHANI	7688	2154	0	0	196	38	10076
23	YAVATMAL	5756	4564	117	1	539	0	10977
24	DHULE	3859	7278	0	0	23	0	11160
25	AURANGABAD	7156	4081	0	6	0	0	11243
26	AKOLA	8719	2549	0	1	0	0	11269
27	NANDED	5151	6608	238	8	0	0	12005
28	AMRAVATI	5209	7978	0	7	115	0	13309
29	NAGPUR	11662	2150	0	0	4	0	13816
30	HINGOLI	6784	8137	0	0	0	0	14921
31	CHANDRAPUR	5281	10513	54	2	1157	0	17007
32	JALNA	16961	2317	0	2	485	5	19770
33	NASHIK	10405	13189	61	6	0	0	23661
34	NANDURBAR	955	31982	0	10	0	0	32947
	<b>Total</b>	<b>142511</b>	<b>132508</b>	<b>527</b>	<b>113</b>	<b>4149</b>	<b>990</b>	<b>280798</b>

राज्यपुरस्कृत आवास योजना ग्रामीण - पूर्ण घरकूले

Sr. No.	Division	Sanction	01.12.2023	04.12.2023	Daily Achivement	Completion %	Remaining	To be Completed in Per Day till 31.03.24
1	PUNE DIV.	68047	55008	55015	7	80.8%	13032	33
2	AMRAVATI DIV.	111333	76829	76834	5	69.0%	34499	88
3	NASHIK DIV.	127051	96169	96171	2	75.7%	30880	79
4	AURANGABAD DIV.	184261	126095	126096	1	68.4%	58165	148
5	KONKAN DIV.	36038	27215	27215	0	75.5%	8823	22
6	NAGPUR DIV.	118922	78109	78109	0	65.7%	40813	104
<b>Total</b>		<b>645652</b>	<b>459425</b>	<b>459440</b>	<b>15</b>	<b>71.2%</b>	<b>186212</b>	<b>474</b>

Sr. No.	District	Sanction	01.12.2023	04.12.2023	Daily Achivement	Completion %	Remaining	To be Completed in Per Day till 31.03.24
1	SANGLI	9082	7380	7387	7	81.3%	1695	4
2	BULDHANA	20996	15767	15771	4	75.1%	5225	13
3	AHMEDNAGAR	34920	30575	30576	1	87.6%	4344	11
4	LATUR	26878	21571	21572	1	80.3%	5306	14
5	NASHIK	26269	19907	19908	1	75.8%	6361	16
6	YAVATMAL	31003	20960	20961	1	67.6%	10042	26
7	AKOLA	23512	15114	15114	0	64.3%	8398	21
8	AMRAVATI	22933	16412	16412	0	71.6%	6521	17
9	AURANGABAD	25711	18466	18466	0	71.8%	7245	18
10	BEED	26188	18501	18501	0	70.6%	7687	20
11	BHANDARA	17640	13164	13164	0	74.6%	4476	11
12	CHANDRAPUR	37548	21603	21603	0	57.5%	15945	41
13	DHULE	20316	14659	14659	0	72.2%	5657	14
14	GADCHIROLI	16330	12268	12268	0	75.1%	4062	10
15	GONDIA	14230	11390	11390	0	80.0%	2840	7
16	HINGOLI	23877	12325	12325	0	51.6%	11552	29
17	JALGAON	27073	19527	19527	0	72.1%	7546	19
18	JALNA	21287	14157	14157	0	66.5%	7130	18
19	KOLHAPUR	14982	11130	11130	0	74.3%	3852	10
20	NAGPUR	19475	9936	9936	0	51.0%	9539	24
21	NANDED	22405	14658	14658	0	65.4%	7747	20
22	NANDURBAR	18473	11501	11501	0	62.3%	6972	18
23	OSMANABAD	18931	11644	11644	0	61.5%	7287	19
24	PALGHAR	11748	8865	8865	0	75.5%	2883	7
25	PARBHANI	18984	14773	14773	0	77.8%	4211	11
26	PUNE	13960	10648	10648	0	76.3%	3312	8
27	RAIGAD	9224	5645	5645	0	61.2%	3579	9
28	RATNAGIRI	6727	6326	6326	0	94.0%	401	1
29	SATARA	11532	10071	10071	0	87.3%	1461	4
30	SINDHUDURG	2110	2030	2030	0	96.2%	80	0
31	SOLAPUR	18491	15779	15779	0	85.3%	2712	7
32	THANE	6229	4349	4349	0	69.8%	1880	5
33	WARDHA	13699	9748	9748	0	71.2%	3951	10
34	WASHIM	12889	8576	8576	0	66.5%	4313	11
<b>Total</b>		<b>645652</b>	<b>459425</b>	<b>459440</b>	<b>15</b>	<b>71.2%</b>	<b>186212</b>	<b>474</b>

राज्य योजना अपूर्ण घरकुले

Sr. No.	Division	रमाई आवास योजना	शबरी आवास योजना	आदीम आवास योजना	पारधी आवास योजना	व.च.मु.व योजना	पुण्यश्लोक अहिल्यादेवी होळकर घरकुल योजना	एकूण
1	KONKAN DIV.	946	7491	372	0	2	12	8823
2	PUNE DIV.	10745	1675	56	55	51	450	13032
3	NASHIK DIV.	11094	19369	25	107	122	163	30880
4	AMRAVATI DIV.	18688	11698	2060	183	1757	113	34499
5	NAGPUR DIV.	12930	21941	743	21	5157	21	40813
6	AURANGABAD DIV.	45946	9623	42	60	2192	302	58165
	<b>Total</b>	<b>100349</b>	<b>71797</b>	<b>3298</b>	<b>426</b>	<b>9281</b>	<b>1061</b>	<b>186212</b>

Sr. No.	District	रमाई आवास योजना	शबरी आवास योजना	आदीम आवास योजना	पारधी आवास योजना	व.च.मु.व योजना	पुण्यश्लोक अहिल्यादेवी होळकर घरकुल योजना	एकूण
1	SINDHUDURG	80	0	0	0	0	0	80
2	RATNAGIRI	380	15	4	0	2	0	401
3	SATARA	1413	25	0	0	23	0	1461
4	SANGLI	1685	7	0	3	0	0	1695
5	THANE	228	1495	157	0	0	0	1880
6	SOLAPUR	2627	66	0	8	11	0	2712
7	GONDIA	1552	1288	0	0	0	0	2840
8	PALGHAR	63	2730	90	0	0	0	2883
9	PUNE	1647	1565	56	44	0	0	3312
10	RAIGAD	195	3251	121	0	0	12	3579
11	KOLHAPUR	3373	12	0	0	17	450	3852
12	WARDHA	1613	2095	242	1	0	0	3951
13	GADCHIROLI	1206	2593	263	0	0	0	4062
14	PARBHANI	2726	1037	0	0	236	212	4211
15	WASHIM	3138	1136	0	2	0	37	4313
16	AHMEDNAGAR	2420	1889	0	15	20	0	4344
17	BHANDARA	2216	1054	0	0	1185	21	4476
18	BULDHANA	4131	1001	0	17	0	76	5225
19	LATUR	5139	114	0	0	53	0	5306
20	DHULE	2001	3542	0	12	102	0	5657
21	NASHIK	2287	4023	25	26	0	0	6361
22	AMRAVATI	2994	3345	0	28	154	0	6521
23	NANDURBAR	862	6110	0	0	0	0	6972
24	JALNA	5148	167	0	5	1720	90	7130
25	AURANGABAD	6005	1234	0	6	0	0	7245
26	OSMANABAD	6908	155	0	41	183	0	7287
27	JALGAON	3524	3805	0	54	0	163	7546
28	BEED	7288	391	0	8	0	0	7687
29	NANDED	7306	399	42	0	0	0	7747
30	AKOLA	6368	2004	0	26	0	0	8398
31	NAGPUR	1183	8345	0	6	5	0	9539
32	YAVATMAL	2057	4212	2060	110	1603	0	10042
33	HINGOLI	5426	6126	0	0	0	0	11552
34	CHANDRAPUR	5160	6566	238	14	3967	0	15945
	<b>Total</b>	<b>100349</b>	<b>71797</b>	<b>3298</b>	<b>426</b>	<b>9281</b>	<b>1061</b>	<b>186212</b>



प्रधानमंत्री आवास योजना ग्रामीण - हप्ते वितरण

Sr. No.	Division	1st Installment (Daily Achivement)	1st Installment Remaining	2nd Installment (Daily Achivement)	2nd Installment Remaining	3rd Installment (Daily Achivement)	3rd Installment Remaining
1	AURANGABAD DIV.	70	9915	348	38068	441	18841
2	NASHIK DIV.	94	3872	147	29724	228	16995
3	AMRAVATI DIV.	33	15443	140	24409	208	10328
4	PUNE DIV.	15	1859	48	11288	94	4544
5	NAGPUR DIV.	8	2664	37	16655	57	7148
6	KONKAN DIV.	0	114	28	2351	30	1703
<b>Total</b>		<b>220</b>	<b>33867</b>	<b>748</b>	<b>122495</b>	<b>1058</b>	<b>59559</b>

Sr. No.	District	1st Installment (Daily Achivement)	1st Installment Remaining	2nd Installment (Daily Achivement)	2nd Installment Remaining	3rd Installment (Daily Achivement)	3rd Installment Remaining
1	JALGAON	92	691	75	10593	93	3147
2	BEED	31	1087	106	5729	81	3563
3	NANDED	12	990	81	14402	88	4968
4	JALNA	14	1372	39	2730	80	2025
5	NANDURBAR	0	347	44	6623	75	6504
6	AURANGABAD	2	1722	47	4016	57	1761
7	YAVATMAL	11	878	39	6359	51	2955
8	PARBHANI	0	282	30	3748	61	1793
9	AKOLA	3	580	37	4112	49	1513
10	AMRAVATI	1	6407	37	7337	49	2180
11	SOLAPUR	13	987	32	5126	39	1939
12	BULDHANA	17	6662	15	4268	31	2285
13	LATUR	6	1681	19	2876	30	1321
14	DHULE	0	157	22	5077	32	2971
15	OSMANABAD	5	1312	15	2271	23	2358
16	WASHIM	1	916	12	2333	28	1395
17	GONDIA	2	592	15	2795	21	1667
18	KOLHAPUR	0	142	6	1641	32	585
19	HINGOLI	0	1469	11	2296	21	1052
20	GADCHIROLI	0	190	7	1910	16	1557
21	THANE	0	34	5	386	15	251
22	AHMEDNAGAR	1	2323	2	2844	15	1721
23	NASHIK	1	354	4	4587	13	2652
24	PALGHAR	0	23	15	1263	3	884
25	BHANDARA	1	417	7	4565	8	1121
26	SATARA	1	34	5	512	10	370
27	PUNE	1	622	5	2025	8	772
28	NAGPUR	2	721	3	2616	8	860
29	RATNAGIRI	0	48	7	210	6	192
30	WARDHA	3	237	5	1209	1	530
31	RAIGAD	0	9	1	379	6	280
32	SANGLI	0	74	0	1984	5	878
33	CHANDRAPUR	0	507	0	3560	3	1413
34	SINDHUDURG	0	0	0	113	0	96
<b>Total</b>		<b>220</b>	<b>33867</b>	<b>748</b>	<b>122495</b>	<b>1058</b>	<b>59559</b>

राज्यपुरस्कृत आवास योजना ग्रामीण - हप्ते वितरण

Sr. No.	Division	1st Installment (Daily Achivement)	1st Installment Remaining	2nd Installment (Daily Achivement)	2nd Installment Remaining	3rd Installment (Daily Achivement)	3rd Installment Remaining
1	AMRAVATI DIV.	94	5284	15	19230	12	5219
2	NASHIK DIV.	3	6502	33	12589	21	5993
3	AURANGABAD DIV.	8	10374	14	30688	29	11917
4	NAGPUR DIV.	19	8616	16	23938	10	4309
5	KONKAN DIV.	0	993	2	4976	1	1360
6	PUNE DIV.	0	3627	2	5575	1	1851
	<b>Total</b>	<b>124</b>	<b>35396</b>	<b>82</b>	<b>96996</b>	<b>74</b>	<b>30649</b>

Sr. No.	District	1st Installment (Daily Achivement)	1st Installment Remaining	2nd Installment (Daily Achivement)	2nd Installment Remaining	3rd Installment (Daily Achivement)	3rd Installment Remaining
1	WASHIM	75	1405	3	2173	1	618
2	NANDURBAR	0	3096	30	1799	11	790
3	AKOLA	19	2020	1	4957	5	1086
4	GONDIA	2	706	10	1184	9	502
5	BHANDARA	17	828	2	2336	0	385
6	LATUR	2	764	6	2516	6	1378
7	AMRAVATI	0	738	8	3750	5	1021
8	PARBHANI	2	630	1	2618	8	938
9	NANDED	1	1718	0	5020	8	1422
10	AHMEDNAGAR	0	265	3	2447	4	1211
11	JALNA	1	1163	3	3324	2	1515
12	NASHIK	3	1485	0	2611	3	1007
13	AURANGABAD	2	1484	0	2856	3	1390
14	BEED	0	977	4	3278	0	2364
15	GADCHIROLI	0	341	4	1880	0	981
16	DHULE	0	149	0	2355	3	1518
17	BULDHANA	0	382	1	2141	1	930
18	OSMANABAD	0	1522	0	4333	2	1186
19	RAIGAD	0	466	2	2244	0	508
20	YAVATMAL	0	739	2	6209	0	1564
21	CHANDRAPUR	0	2235	0	11204	1	1654
22	KOLHAPUR	0	1820	1	1615	0	229
23	SATARA	0	50	1	644	0	407
24	SOLAPUR	0	518	0	1227	1	524
25	THANE	0	428	0	1057	1	170
26	HINGOLI	0	2116	0	6743	0	1724
27	JALGAON	0	1507	0	3377	0	1467
28	NAGPUR	0	3443	0	5044	0	510
29	PALGHAR	0	37	0	1500	0	598
30	PUNE	0	540	0	1535	0	464
31	RATNAGIRI	0	60	0	124	0	70
32	SANGLI	0	699	0	554	0	227
33	SINDHUDURG	0	2	0	51	0	14
34	WARDHA	0	1063	0	2290	0	277
	<b>Total</b>	<b>124</b>	<b>35396</b>	<b>82</b>	<b>96996</b>	<b>74</b>	<b>30649</b>

राज्य योजना: पहिला हप्ता प्रलंबीत

Sr. No.	Division	रमाई आवास योजना	शबरी आवास योजना	आदीम आवास योजना	पारधी आवास योजना	य.च.मु.व योजना	पुण्यश्लोक अहिल्यादेवी होळकर घरकुल योजना	एकूण
1	KONKAN DIV.	120	850	23	0	0	0	993
2	PUNE DIV.	3048	394	7	15	8	155	3627
3	NASHIK DIV.	933	5531	0	5	7	26	6502
4	AMRAVATI DIV.	3329	1352	132	18	417	36	5284
5	NAGPUR DIV.	3285	4515	63	2	751	0	8616
6	AURANGABAD DIV.	7722	1966	13	21	518	134	10374
	<b>Total</b>	<b>18437</b>	<b>14608</b>	<b>238</b>	<b>61</b>	<b>1701</b>	<b>351</b>	<b>35396</b>

Sr. No.	District	रमाई आवास योजना	शबरी आवास योजना	आदीम आवास योजना	पारधी आवास योजना	य.च.मु.व योजना	पुण्यश्लोक अहिल्यादेवी होळकर घरकुल योजना	एकूण
1	SINDHUDURG	2	0	0	0	0	0	2
2	PALGHAR	2	32	3	0	0	0	37
3	SATARA	47	2	0	0	1	0	50
4	RATNAGIRI	59	1	0	0	0	0	60
5	DHULE	40	103	0	0	6	0	149
6	AHMEDNAGAR	148	114	0	2	1	0	265
7	GADCHIROLI	138	186	17	0	0	0	341
8	BULDHANA	229	153	0	0	0	0	382
9	THANE	22	394	12	0	0	0	428
10	RAIGAD	35	423	8	0	0	0	466
11	SOLAPUR	504	8	0	1	5	0	518
12	PUNE	140	379	7	14	0	0	540
13	PARBHANI	156	219	0	0	122	133	630
14	SANGLI	695	4	0	0	0	0	699
15	GONDIA	521	185	0	0	0	0	706
16	AMRAVATI	282	388	0	3	65	0	738
17	YAVATMAL	4	237	132	14	352	0	739
18	LATUR	721	16	0	0	27	0	764
19	BHANDARA	667	78	0	0	83	0	828
20	BEED	855	116	0	6	0	0	977
21	WARDHA	412	616	35	0	0	0	1063
22	JALNA	729	114	0	1	318	1	1163
23	WASHIM	1056	313	0	0	0	36	1405
24	AURANGABAD	1140	341	0	3	0	0	1484
25	NASHIK	77	1408	0	0	0	0	1485
26	JALGAON	664	814	0	3	0	26	1507
27	OSMANABAD	1438	22	0	11	51	0	1522
28	NANDED	1625	80	13	0	0	0	1718
29	KOLHAPUR	1662	1	0	0	2	155	1820
30	AKOLA	1758	261	0	1	0	0	2020
31	HINGOLI	1058	1058	0	0	0	0	2116
32	CHANDRAPUR	1049	506	11	1	668	0	2235
33	NANDURBAR	4	3092	0	0	0	0	3096
34	NAGPUR	498	2944	0	1	0	0	3443
	<b>Total</b>	<b>18437</b>	<b>14608</b>	<b>238</b>	<b>61</b>	<b>1701</b>	<b>351</b>	<b>35396</b>